

## Metric Hose End Fittings to Braided AQP Hose



**BAT Inc.** offers a comprehensive line of Metric to -AN hose ends and adaptors. Aluminum hose ends attach easily to popular -AN braided hose and fit directly to common metric sizes found on many European & Asian automobiles. Plumbing aftermarket oil and fuel components or replacing/modifying O.E. factory hoses has never been easier. **BAT** can also supply adaptors to convert from Metric to -AN for use with commonly available -AN hose and fittings products. See the next page for more information and pricing.

### STRAIGHT HOSE END

M12x1.5 X -4AN  
 M12x1.5 X -6AN  
 M14x1.5 X -6AN  
 M16x1.5 X -6AN  
 M16x1.5 X -8AN  
 M18x1.5 X -8AN  
 M18x1.5 X -10AN  
 M22x1.5 X -10AN  
 M26x1.5 X -12AN  
 M30x1.5 X -12AN  
 M30x1.5 X -16AN



### 45 DEGREE HOSE END

M12x1.5 X -4AN  
 M12x1.5 X -6AN  
 M14x1.5 X -6AN  
 M16x1.5 X -6AN  
 M16x1.5 X -8AN  
 M18x1.5 X -8AN  
 M18x1.5 X -10AN  
 M22x1.5 X -10AN  
 M26x1.5 X -12AN  
 M30x1.5 X -12AN  
 M30x1.5 X -16AN



### 90 DEGREE HOSE END

M12x1.5 X -4AN  
 M12x1.5 X -6AN  
 M14x1.5 X -6AN  
 M16x1.5 X -6AN  
 M16x1.5 X -8AN  
 M18x1.5 X -8AN  
 M18x1.5 X -10AN  
 M22x1.5 X -10AN  
 M26x1.5 X -12AN  
 M30x1.5 X -12AN  
 M30x1.5 X -16AN



# Metric Hose End Fittings

**New for 08:** Our line of economically priced metric hose end fittings. These easy to assemble, taper-socket, swivel hose ends are constructed from 6061 alloy and supplied in an attractive black luster anodized finish. Angles, 45 and 90 degree, are one-piece bent tube construction with viton o-ring seals allowing 360 degree rotation and maximum fluid flow. We will still continue to offer the German manufactured (black/gold) forged, cutter-socket, type hose ends; as they are offered in some unique sizes, and forged angles are more compact where needed.

## Straight Metric Female to AN Hose

### Straight Metric Female to -AN Hose



Metric	-AN Hose	Part #	Price \$
14mm	-6AN	FS-1406	\$13.55
16mm	-6AN	FS-1606	\$13.55
16mm	-8AN	FS-1608	\$17.75
18mm	-8AN	FS-1808	\$18.50
18mm	-10AN	FS-1810	\$19.05
22mm	-10AN	FS-2210	\$19.90
26mm	-12AN	FS-2612	\$24.05
30mm	-12AN	FS-3012	\$31.95
30mm	-16AN	FS-3016	\$39.00



Metric	-AN Hose	Part #	Price \$
12mm	-4AN*	FS-1204T	\$29.70
12mm	-6AN	FS-1206F	\$17.75
14mm	-6AN	FS-1406F	\$18.00
14mm	-8AN	FS-1408F	\$20.75
16mm	-6AN	FS-1606F	\$20.75
16mm	-8AN	FS-1608F	\$24.75
18mm	-8AN	FS-1808F	\$24.75
18mm	-10AN	FS-1810F	\$29.85
22mm	-10AN	FS-2210F	\$26.75
26mm	-12AN	FS-2612F	\$39.75
30mm	-12AN	FS-3012F	\$59.95
30mm	-16AN	FS-3016F	\$64.00

\*for -4AN teflon lined hose

## 45° Forged Metric Female to AN Hose

### 45° Metric Female to -AN Hose



Metric	-AN Hose	Part #	Price \$
14mm	-6AN	F45-1406	\$29.75
16mm	-6AN	F45-1606	\$30.50
16mm	-8AN	F45-1608	\$35.05
18mm	-8AN	F45-1808	\$36.00
18mm	-10AN	F45-1810	\$42.30
22mm	-10AN	F45-2210	\$45.00
26mm	-12AN	F45-2612	\$53.90
30mm	-12AN	F45-3012	\$59.80
30mm	-16AN	F45-3016	\$65.70



Metric	-AN Hose	Part #	Price \$
12mm	-4AN*	F45-1204T	\$49.75
12mm	-6AN	F45-1206F	\$40.50
14mm	-6AN	F45-1406F	\$37.00
14mm	-8AN	F45-1408F	\$37.00
16mm	-6AN	F45-1606F	\$38.55
16mm	-8AN	F45-1608F	\$35.40
18mm	-8AN	F45-1808F	\$45.20
22mm	-10AN	F45-2210F	\$62.50
26mm	-12AN	F45-2612F	\$79.50
30mm	-12AN	F45-3012F	\$79.95
30mm	-16AN	F45-3016F	\$89.95

\*for -4AN teflon lined hose

## 90° Forged Metric Female to AN Hose

### 90° Metric Female to -AN Hose



Metric	-AN Hose	Part #	Price \$
14mm	-6AN	F90-1406	\$29.75
16mm	-6AN	F90-1606	\$33.50
16mm	-8AN	F90-1608	\$35.05
18mm	-8AN	F90-1808	\$36.00
18mm	-10AN	F90-1810	\$42.30
22mm	-10AN	F90-2210	\$45.00
26mm	-12AN	F90-2612	\$53.90
30mm	-12AN	F90-3012	\$59.80
30mm	-16AN	F90-3016	\$65.70



Metric	-AN Hose	Part #	Price \$
12mm	-4AN*	F90-1204T	\$49.75
12mm	-6AN	F90-1206F	\$40.50
14mm	-6AN	F90-1406F	\$38.55
14mm	-8AN	F90-1408F	\$37.00
16mm	-6AN	F90-1606F	\$38.55
16mm	-8AN	F90-1608F	\$35.40
18mm	-8AN	F90-1808F	\$45.20
22mm	-10AN	F90-2210F	\$62.50
26mm	-12AN	F90-2612F	\$79.50
30mm	-12AN	F90-3012F	\$79.95
30mm	-16AN	F90-3016F	\$89.95

\*for -4AN teflon lined hose



Importer/Distributor- BAT Inc. 7630 Matoaka Road. Sarasota, FL 34243  
phone (941) 355-0005 fax (941) 355-4683

Prices subject to change without notice.

**Metric Female x AN Male**



female size	male size	part #
M10x1.0	-3AN	AF10AN3
M12x1.5	-3AN	AF12AN3
M12x1.5	-4AN	AF12AN4
M12x1.5	-6AN	AF12AN6
M14x1.5	-3AN	AF14AN3
M14x1.5	-4AN	AF14AN4
M14x1.5	-6AN	AF14AN6S
M16x1.5	-3AN	AF16AN3
M16x1.5	-6AN	AF16AN6S
M16x1.5	-8AN	AF16AN8S
M18x1.5	-8AN	AF18AN8S
M22x1.5	-10AN	AF22AN10S
M26x1.5	-12AN	AF26AN12
M30x1.5	-12AN	AF30AN12
M30x1.5	-16AN	AF30AN16

"S" suffix fittings are steel- all others are alloy

**-AN Male x Metric Male Union (ALLOY)**

-AN size	Metric size	part #
-3AN	M10x1.0 convex	AM101AN3
-3AN	M10x1.25convex	AM1012A3
-3AN	M12x1.0 convex	AM121AN3
-3AN	M12x1.25	AM1212A3
-3AN	M12x1.5	AM12AN3
-3AN	M12x1.5	AM12AN3
-3AN	M14x1.5	AM14AN3
-3AN	M16x1.5	AM16AN3
-3AN	M18x1.5	AM18AN3
-3AN	M20x1.5	AM20AN3
-4AN	M10x1.0	AM101AN4
-4AN	M10x1.25	AM1012A4
-4AN	M12x1.0 convex	AM121AN4
-4AN	M12x1.25	AM1212A4
-4AN	M12x1.5	AM12AN4
-4AN	M14x1.5	AM14AN4
-4AN	M16x1.5	AM16AN4
-4AN	M18x1.5	AM18AN4
-4AN	M20x1.5	AM20AN4
-4AN	M22x1.5	AM22AN4
-6AN	M10x1.0 flat	AM101AN6
-6AN	M12x1.0	AM121AN6
-6AN	M12x1.25	AM1212A6
-6AN	M12x1.5	AM12AN6
-6AN	M14x1.5	AM14AN6
-6AN	M16x1.5	AM16AN6
-6AN	M18x1.5	AM18AN6
-6AN	M20x1.5	AM20AN6
-6AN	M22x1.5	AM22AN6
-8AN	M12x1.5	AM12AN8
-8AN	M14x1.5	AM14AN8
-8AN	M16x1.5	AM16AN8
-8AN	M18x1.5	AM18AN8
-8AN	M20x1.5	AM20AN8
-8AN	M22x1.5	AM22AN8
-10AN	M14x1.5	AM14AN10
-10AN	M16x1.5	AM16AN10
-10AN	M18x1.5	AM18AN10
-10AN	M20x1.5	AM20AN10
-10AN	M22x1.5	AM22AN10
-10AN	M24x1.5	AM24AN10
-12AN	M16x1.5	AM16AN12
-12AN	M18x1.5	AM18AN12
-12AN	M20x1.5	AM20AN12
-12AN	M22x1.5	AM22AN12
-12AN	M24x1.5	AM24AN12
-12AN	M26x1.5	AM26AN12
-12AN	M28x1.5	AM28AN12
-12AN	M30x1.5	AM30AN12
-16AN	M22x1.5	AM22AN16
-16AN	M26x1.5	AM26AN16
-16AN	M30x1.5	AM30AN16
-20AN	M30x1.5	AM30AN20



some sizes available in black ■

**-AN Male x Metric Male Union (STEEL)**

-AN size	Metric size	part #
-3AN	M10x1.0	AM101AN3S
-3AN	M10x1.0 convex	AM101CV3S
-3AN	M10x1.25	AM1012A3S
-3AN	M10x1.25convex	AM1012CV3S
-3AN	M10x1.5	AM10AN3S
-3AN	M12x1.0 convex	AM121CV3S
-4AN	M10x1.0	AM101AN4S
-4AN	M10x1.0 convex	AM101CV4S
-4AN	M10x1.25	AM1012A4S
-4ANM	10x1.25convex	AM1012CV4S
-4AN	M10x1.5	AM10AN4S
-4AN	M12x1.0 convex	AM121CV4S
-4AN	M12x1.25	AM1212A4S
-4AN	M12x1.5	AM12AN4S
-4AN	M14x1.5	AM14AN4S
-6AN	M10x1.0	AM101AN6S
-6AN	M12x1.5	AM12AN6S
-6AN	M14x1.5	AM14AN6S
-6AN	M16x1.5	AM16AN6S
-6AN	M18x1.5	AM18AN6S
-6AN	M20x1.5	AM20AN6S
-8AN	M14x1.5	AM14AN8S
-8AN	M16x1.5	AM16AN8S
-8AN	M18x1.5	AM18AN8S
-10AN	M16x1.5	AM16AN10S
-10AN	M18x1.5	AM18AN10S
-16AN	M26x1.5	AM26AN16S



Except where noted fittings have concave (inverted flair) sealing surface.

Except where noted fittings have concave (inverted flair) sealing surface.




**-AN Male x Metric Male Bump Tube Adaptor**



-AN X Metric size	part #
-6AN x M14 x 1.5	185004
-6AN x M16 x 1.5	185005
-6AN x M18 x 1.5	185006

Bump tube format is used throughout EFI, power steering and transmission cooling, systems. These handy union/adaptors convert to -6AN, permitting custom plumbing. Material - steel, o-ring included.

**Metric Cap Female (ALLOY)**



Metric size	part #
12 x 1.5	929-M12
14 x 1.5	929-M14
16 x 1.5	929-M16
18 x 1.5	929-M18
22 x 1.5	929-M22
26 x 1.5	929-M26
30 x 1.5	929-M30

**Metric Male x Metric Male Union**



Metric size	Metric size	part #
M18 x 1.5	M18 x 1.5	AM18AM18S
M18 x 1.5	M20 x 1.5	AM18AM20S
M22 x 1.5	M26 x 1.5	AM22AM26S
M22 x 1.5	M30 x 1.5	AM22AM30S
M26 x 1.5	M26 x 1.5	AM26AM26S
M26 x 1.5	M30 x 1.5	AM26AM30
M30 x 1.5	M30 x 1.5	AM30AM30S

Part number ending in (S) designates steel material

**Metric Port Plug Male (ALLOY)**



some sizes available in countersunk w/allen hex

Metric size	part #
M10 x 1.0	806-M101
M12 x 1.0	806-M121
M12 x 1.5	806-M12
M14 x 1.5	806-M14
M16 x 1.5	806-M16
M18 x 1.5	806-M18
M20 x 1.5	806-M20
M 22 x 1.5	806-M22
M 24 x 1.5	806-M24
M 26 x 1.5	806-M26
M 30 x 1.5	806-M30

also available in steel add (S) to part number

**Reducer Female (Metric) x Male (Metric)**



male size	female size	part #
M14x1.5	M8x1.0	912-14-8
M16x1.5	M12x1.5	912-16-12
M18x1.5	1/8" NPT	912-18-1/8
M18x1.5	M14x1.5	912-18-14
M20x1.5	M14x1.5	912-20-14
M22x1.5	M12x1.5	912-22-12
M22x1.5	M14x1.5	912-22-14
M22x1.5	M16x1.5	912-22-16
M22x1.5	M18x1.5	912-22-18
M24x1.5	M14x1.5	912-24-14

**Metric Male Weld-on (ALLOY)**



60 degree DIN

Metric size	part #
M14x1.5	971-M14
M16x1.5	971-M16
M18x1.5	971-M18
M22x1.5	971-M22
M26x1.5	971-M26
M30x1.5	971-M30

**Reducer Female (NPT) x Male (Metric)**



male size	female size	part #
M12x1.5	1/8" NPT	912-12-1/8
M14x1.5	1/8" NPT	912-14-1/8
M18x1.5	1/8" NPT	912-18-1/8

**Flair-less Metric Tube Sleeve & Nut**



M size	Tube size	part #
14x1.5	8mm	VFS-14/8
16x1.5	10mm	VFS-16/10
18x1.5	12mm	VFS-18/12
22x1.5	14mm	VFS-22/14
24x1.5	16mm	VFS-24/16



# Metric Banjo Fittings

Metric Banjo to -AN Hose  
 Metric Banjo to -AN Male (aluminum & steel)  
 Metric Banjo to Push-on Hose

## Metric Banjo to -AN Hose



A hole size	B hose size	part #
12mm	-6AN	BJ126H
14mm	-6AN	BJ146H
16mm	-6AN	BJ166H
18mm	-6AN	BJ186H
22mm	-6AN	BJ226H
12mm	-8AN <sup>(2)</sup>	BJ128H
14mm	-8AN <sup>(2)</sup>	BJ148H
16mm	-8AN	BJ168H
18mm	-8AN	BJ188H
16mm	-10AN <sup>(2)</sup>	BJ1610H
18mm	-10AN	BJ1810H
20mm	-10AN	BJ2010H
24mm	-10AN	BJ2410H

B

<sup>(2)</sup>Long banjo bolts are required.  
 Color may vary (black & gold).  
 Socket is "cutter" type which is only suitable for stainless braid racing hose, not lightweight hose.

## Metric Banjo to -AN Male (ALLOY)



A hole size	B male size	part #
14mm	-3AN	BJ143M
12mm	-4AN	BJ124M
14mm	-4AN	BJ144M
12mm	-6AN	BJ126M
14mm	-6AN	BJ146M
16mm	-6AN	BJ166M
18mm	-6AN	BJ186M
12mm	-8AN <sup>(2)</sup>	BJ128M
14mm	-8AN <sup>(2)</sup>	BJ148M
16mm	-8AN	BJ168M
18mm	-8AN	BJ188M
22mm	-8AN	BJ228M
16mm	-10AN <sup>(2)</sup>	BJ1610M
18mm	-10AN	BJ1810M
20mm	-10AN	BJ2010M
22mm	-10AN	BJ2210M

<sup>(2)</sup>Long banjo bolts are required.  
 Color may vary (black)

## Metric Banjo to -AN Hose Extended Neck



A hole size	B hose size	part #
12mm	-6AN	BJ126HE
14mm	-6AN	BJ146HE
12mm	-8AN	BJ128HE
14mm	-8AN	BJ148HE
16mm	-8AN	BJ168HE
18mm	-8AN	BJ188HE
16mm	-10AN	BJ1610HE
18mm	-10AN	BJ1810HE

B

Extended neck, taper socket, swivel banjo hose end. Side profile is slim for standard length bolts. Color: Black

## Metric Banjo to -AN Male (STEEL)



A hole size	B male size	part #
10mm	-3AN	BJ103MS
10mm	-4AN	BJ104MS
12mm	-3AN	BJ123MS
12mm	-4AN	BJ124MS
12mm	-6AN	BJ126MS
14mm	-6AN	BJ146MS
16mm	-6AN	BJ166MS

- plated steel with gold or silver finish



We assemble custom hoses.  
 Call for quote.



# Metric Banjo Fittings

Metric Banjo to Push-on Hose  
 Metric Banjo Bolts (aluminum & steel)  
 - standard, long and double lengths.


## Metric Banjo to Push-on Hose



A hole size	B hose size	part #
8mm	1/4"	BJ81/4PO
8mm	3/16"	BJ83/16PO
10mm	1/4"	BJ101/4PO
10mm	5/16"	BJ105/16PO
12mm	1/4"	BJ121/4PO
12mm	5/16"	BJ125/16PO
12mm	3/8"	BJ123/8PO
14mm	1/4"	BJ141/4PO
14mm	5/16"	BJ145/16PO
14mm	3/8"	BJ143/8PO
14mm	1/2"	BJ141/2PO
16mm	5/16"	BJ165/16PO
16mm	3/8"	BJ163/8PO
16mm	1/2"	BJ161/2PO
18mm	3/8"	BJ183/8PO
18mm	1/2"	BJ181/2PO

- steel with plated finish  
 - light barb, requires clamp

## Metric Banjo Bolt (STEEL)




Metric size	UHL	part #
M8 x 1.0	17mm	BJBM8
M10 w/M8 x 1.0 <sup>(1)</sup>		BJBM10/8
M10 x 1.0	20mm	BJBM101
M10 x 1.0 <sup>(2)</sup>	24mm	BJBM101L
M10 x 1.25	20mm	BJBM1012
M10 x 1.25 <sup>(2)</sup>	24mm	BJBM1012L
M10 x 1.5	20mm	BJBM10
M10 x 1.5 <sup>(2)</sup>	24mm	BJBM10L
M12 x 1.0	24mm	BJBM121S
M12 x 1.5	24mm	BJBM12S
M12 x 1.5 <sup>(2)</sup>	28mm	BJBM12SL
M14 x 1.5	24mm	BJBM14S
M14 x 1.5 <sup>(2)</sup>	33mm	BJBM14SL
M16 x 1.5	28mm	BJBM16S
M16 x 1.5 <sup>(2)</sup>	33mm	BJBM16SL
M18 x 1.5	31mm	BJBM18S

<sup>(1)</sup> Step size bolt with M8 x 1.0 thread for use with M10 banjos.

<sup>(2)</sup> Long bolts are required for M10 -3 and -4 "series 2" profile banjos. Also use with 12mm x -8AN, 14mm x -8AN and 16mm x -10AN banjos.

## Metric Banjo Bolt (ALLOY)



Metric size	UHL	part #
M12 x 1.0	25mm	BJBM121
M12 x 1.0 <sup>(2)</sup>	30mm	BJBM121L
M12 x 1.25	25mm	BJBM1212
M12 x 1.5	24mm	BJBM12
M12 x 1.5 <sup>(2)</sup>	30mm	BJBM12L
M14 x 1.5	25mm	BJBM14
M14 x 1.5 <sup>(2)</sup>	31mm	BJBM14L
M16 X 1.5	28mm	BJBM16
M16 x 1.5 <sup>(2)</sup>	33mm	BJBM16L
M18 / M16 x 1.5 <sup>(3)</sup>		BJBM18/16
M18 x 1.5	31mm	BJBM18
M20 x 1.5	38mm	BJBM20
M22 x 1.5	38mm	BJBM22

17mm = .670"
20mm = .790"
24mm = .945"
25mm = .985"
28mm = 1.10"
31mm = 1.25"
33mm = 1.30"
38mm = 1.50"

<sup>(2)</sup> Long bolts are required for use with 12mm x -8AN, 14mm x -8AN and 16mm x -10AN banjos.

<sup>(3)</sup> Step size bolt with M16 x 1.5 thread for use with M18 banjos.

Color may vary (black)



We assemble custom hoses.  
 Call for quote.




Importer/Distributor- BAT Inc. 7630 Matoaka Road. Sarasota, FL 34243  
 phone (941) 355-0005 fax (941) 355-4683

# Metric Banjo Fittings

Metric Banjo Bolts (aluminum & steel)  
- standard, long and double lengths.

## Banjo Bolt Double (STEEL)



UHL: under head length

Thread	Series	UHL	Part#
1/8" BSP	2	1.550"	BJB1/8D
3/8"-24	1	1.175"	BJB3/8D
3/8"-24	2	1.550"	BJB3/8DL
M10x1.0	2	1.550"	BJBM101D
M10x1.25	2	1.550"	BJB1012D
M12x1.5*		1.550"	BJBM12SD
M14x1.5*		1.650"	BJBM14SD

*\*M14 and M14 double bolts are suitable with most -3, -4, -6 size banjos - not for use with thicker profile -8AN or -10AN banjos that require long bolts.*

## Metric Hose Ends (push-on)

### Metric Straight Hose Ends (plated steel)



**Metric Hose i.d. part #**

M12x1.5	1/4"	MS1204
M14x1.5	1/4"	MS1404
M16x1.5	3/8"	MS1606
M18x1.5	3/8"	MS1806
M22x1.5	1/2"	MS2208
M26x1.5	5/8"	MS2610
M30x1.5	3/4"	MS3012

### Metric 90 Degree Hose Ends (plated steel)



**Metric Hose i.d. part #**

M12x1.5	1/4"	M901204
M14x1.5	1/4"	M901404
M16x1.5	3/8"	M901606
M18x1.5	3/8"	M901806
M22x1.5	1/2"	M902208
M26x1.5	5/8"	M902610
M30x1.5	3/4"	M903012

*Metric female hose ends. Use with standard Socketless type hose - clamp not required.*

### Metric 45 Degree Hose Ends (plated steel)



**Metric Hose i.d. part #**

M12x1.5	1/4"	M451204
M16x1.5	3/8"	M451606
M18x1.5	3/8"	M451806
M22x1.5	1/2"	M452208
M26x1.5	5/8"	M452610
M30x1.5	3/4"	M453012

### Metric Male to Barb\*



**Barb Metric Size part #**

5/16"	M12 x 1.5	840M12-5/16
3/8"	M12 x 1.5	840M12-3/8
1/2"	M18 x 1.5	840M18-1/2
3/4"	M18 x 1.5	840M18-3/4

Use to convert Bocsh fuel pumps and filters to push-on hose. Washer included \*Barb requires clamp.

### Metric Crush Washers



**size part #**

8mm*	CWM8
10mm*	CWM10
12mm*	CWM12
14mm	CWM14
16mm	CWM16
18mm	CWM18
22mm	CWM22
26mm	CWM26
30mm	CWM30

\*Copper (others aluminum)



We assemble custom hoses.  
Call for quote.

